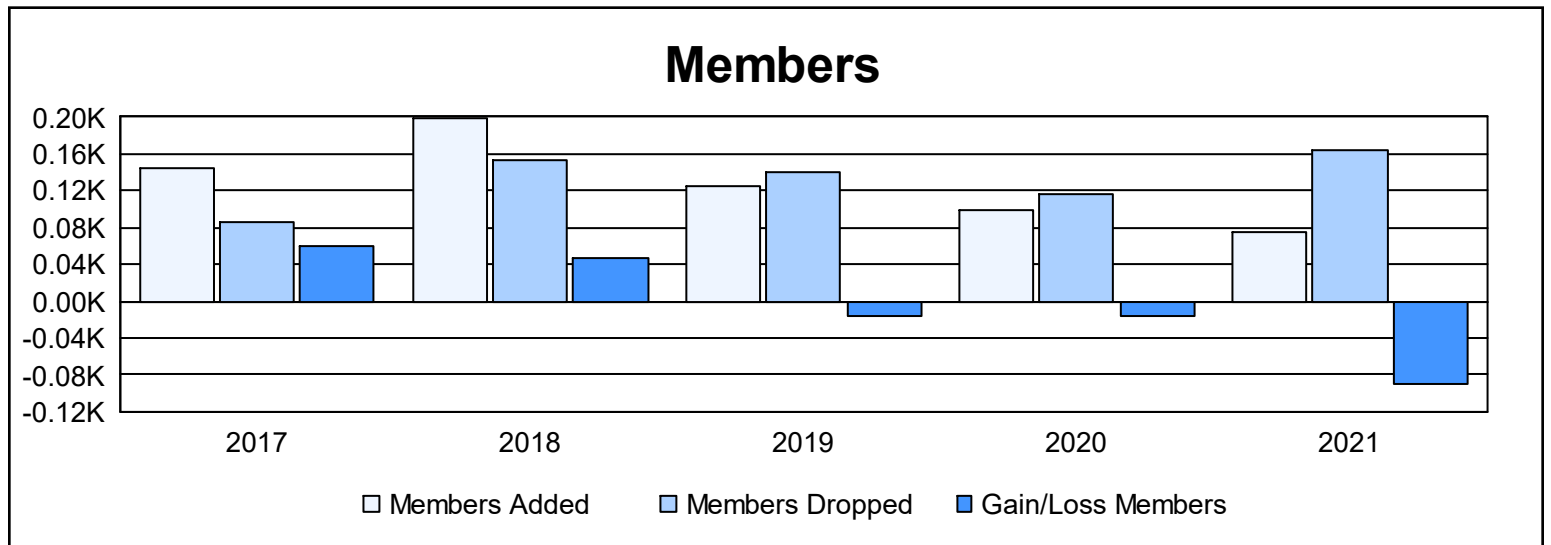
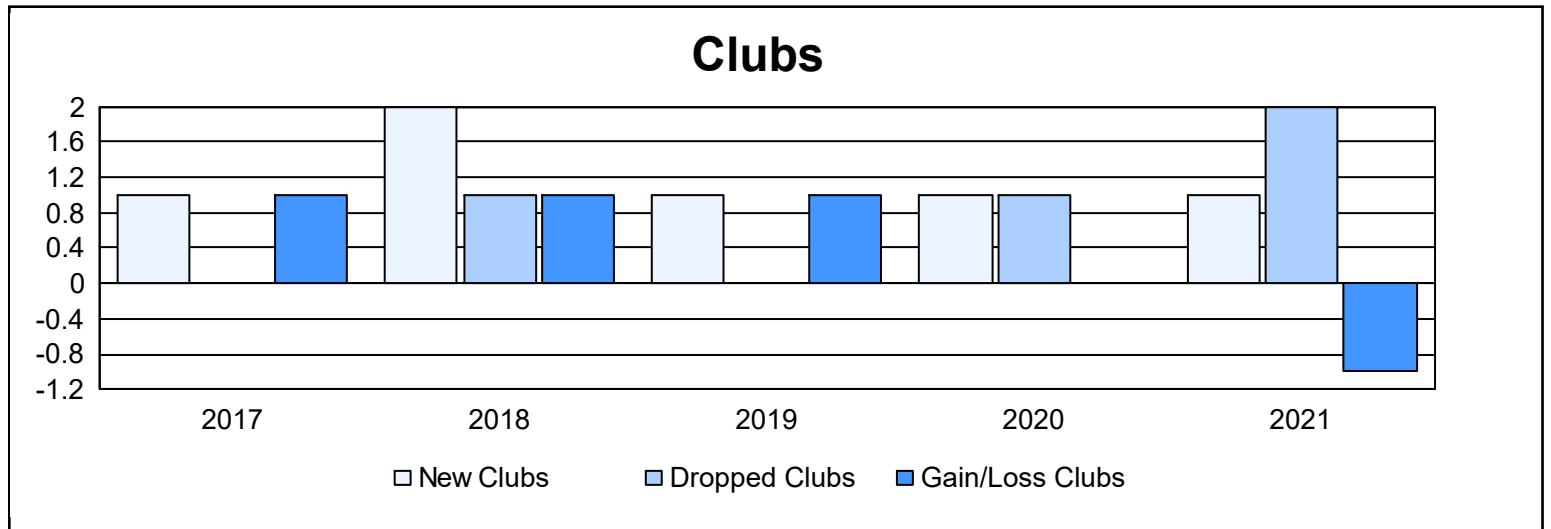
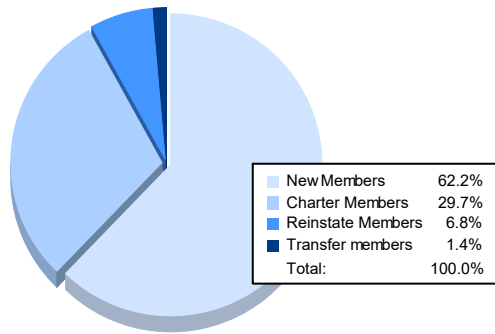


| Year | New Clubs | Dropped Clubs | Gain/ Loss Clubs | New Members | Charter Members | Reinstate Members | Transfer Members | Total Member Added | Total Members Dropped | Gain/ Loss Members |
|----------------|-----------|---------------|------------------|-------------|-----------------|-------------------|------------------|--------------------|-----------------------|--------------------|
| 2016-2017 | 1 | 0 | 1 | 122 | 20 | 1 | 1 | 144 | 85 | 59 |
| 2017-2018 | 2 | 1 | 1 | 132 | 56 | 3 | 8 | 199 | 153 | 46 |
| 2018-2019 | 1 | 0 | 1 | 98 | 21 | 3 | 2 | 124 | 141 | -17 |
| 2019-2020 | 1 | 1 | 0 | 63 | 28 | 8 | 1 | 100 | 117 | -17 |
| 2020-2021 | 1 | 2 | -1 | 46 | 22 | 5 | 1 | 74 | 163 | -89 |
| Average | 1 | 1 | 0 | 92 | 29 | 4 | 3 | 128 | 132 | -4 |



Membership Composition June 2021 Cumulative



Gender Composition June 2021 Cumulative

